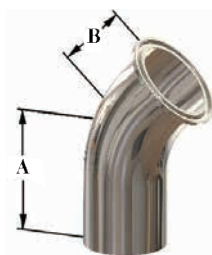


## High Purity BioPharm Fittings

## 45° Clamp x Weld Elbows - T2KM



BPE Table DT-4.1.1-5

Size	Dimensions		PL finish - SF1 Part #	PM finish - SF4 Part #
	A	B		
½"	2.250"	1.000"	<b>T2KM-050PL</b>	<b>T2KM-050PM</b>
¾"	2.250"	1.000"	<b>T2KM-075PL</b>	<b>T2KM-075PM</b>
1"	2.250"	1.125"	<b>T2KM-100PL</b>	<b>T2KM-100PM</b>
1½"	2.500"	1.438"	<b>T2KM-150PL</b>	<b>T2KM-150PM</b>
2"	3.000"	1.750"	<b>T2KM-200PL</b>	<b>T2KM-200PM</b>
2½"	3.375"	2.063"	<b>T2KM-250PL</b>	<b>T2KM-250PM</b>
3"	3.625"	2.380"	<b>T2KM-300PL</b>	<b>T2KM-300PM</b>
4"	4.500"	3.125"	<b>T2KM-400PL</b>	<b>T2KM-400PM</b>


## 45° Clamp x Clamp Elbows - T2KMP



BPE Table DT-4.1.1-6

Size	Dimension A	PL finish - SF1 Part #	PM finish - SF4 Part #
½"	1.000"	<b>T2KMP-050PL</b>	<b>T2KMP-050PM</b>
¾"	1.000"	<b>T2KMP-075PL</b>	<b>T2KMP-075PM</b>
1"	1.125"	<b>T2KMP-100PL</b>	<b>T2KMP-100PM</b>
1½"	1.438"	<b>T2KMP-150PL</b>	<b>T2KMP-150PM</b>
2"	1.750"	<b>T2KMP-200PL</b>	<b>T2KMP-200PM</b>
2½"	2.063"	<b>T2KMP-250PL</b>	<b>T2KMP-250PM</b>
3"	2.380"	<b>T2KMP-300PL</b>	<b>T2KMP-300PM</b>
4"	3.125"	<b>T2KMP-400PL</b>	<b>T2KMP-400PM</b>


## Weld x Weld x Weld Tees - T7WWW



BPE Table DT-4.1.2-1

Size	Dimensions		PL finish - SF1 Part #	PM finish - SF4 Part #
	A	B		
½"	3.750"	1.875"	<b>T7WWW-050PL</b>	<b>T7WWW-050PM</b>
¾"	4.000"	2.000"	<b>T7WWW-075PL</b>	<b>T7WWW-075PM</b>
1"	4.250"	2.125"	<b>T7WWW-100PL</b>	<b>T7WWW-100PM</b>
1½"	4.750"	2.375"	<b>T7WWW-150PL</b>	<b>T7WWW-150PM</b>
2"	5.750"	2.875"	<b>T7WWW-200PL</b>	<b>T7WWW-200PM</b>
2½"	6.250"	3.125"	<b>T7WWW-250PL</b>	<b>T7WWW-250PM</b>
3"	6.750"	3.375"	<b>T7WWW-300PL</b>	<b>T7WWW-300PM</b>
4"	8.250"	4.125"	<b>T7WWW-400PL</b>	<b>T7WWW-400PM</b>

## Weld x Weld x Weld Reducing Tees - T7RWWW



BPE Table DT-4.1.2-6

Size	Dimensions		PL finish - SF1 Part #	PM finish - SF4 Part #
	A	B		
¾" x ½"	4.000"	2.000"	<b>T7RWWW-075050PL</b>	<b>T7RWWW-075050PM</b>
1" x ½"	4.250"	2.125"	<b>T7RWWW-100050PL</b>	<b>T7RWWW-100050PM</b>
1" x ¾"	4.250"	2.125"	<b>T7RWWW-100075PL</b>	<b>T7RWWW-100075PM</b>
1½" x ½"	4.750"	2.375"	<b>T7RWWW-150050PL</b>	<b>T7RWWW-150050PM</b>
1½" x ¾"	4.750"	2.375"	<b>T7RWWW-150075PL</b>	<b>T7RWWW-150075PM</b>
1½" x 1"	4.750"	2.375"	<b>T7RWWW-150100PL</b>	<b>T7RWWW-150100PM</b>
2" x ½"	5.750"	2.625"	<b>T7RWWW-200050PL</b>	<b>T7RWWW-200050PM</b>
2" x ¾"	5.750"	2.625"	<b>T7RWWW-200075PL</b>	<b>T7RWWW-200075PM</b>
2" x 1"	5.750"	2.625"	<b>T7RWWW-200100PL</b>	<b>T7RWWW-200100PM</b>
2" x 1½"	5.750"	2.625"	<b>T7RWWW-200150PL</b>	<b>T7RWWW-200150PM</b>

PL Finish – SF1

OD = 32R<sub>a</sub> Mechanically PolishedID = 20R<sub>a</sub> Mechanically Polished

PM Finish – SF4

OD = 32R<sub>a</sub> Mechanically PolishedID = 15R<sub>a</sub> Mechanically Polished and Electropolished